














1. If you are currently enrolled at Gonzaga University, please indicate your class standing and continue with the survey. If you are not enrolled at present, please do not complete the survey.

		Response Percent	Response Count
Freshman		23.2%	183
Sophomore		17.7%	140
Junior		16.6%	131
Senior		24.5%	193
Graduate Student		18.0%	142
answered question			789
skipped question			3




2. Please indicate your gender.

		Response Percent	Response Count
Male		34.3%	271
Female		65.7%	519
answered question			790
skipped question			2







### 3. In which school or college are you enrolled?

		Response Percent	Response Count
Arts and Sciences		45.8%	361
Business Administration		19.3%	152
Education		6.1%	48
Engineering & Applied Sciences		8.8%	69
English Language Center/International Student		0.6%	5
Professional Studies (Nursing, Organizational Leadership and Human Physiology)		19.4%	153
answered question			788
skipped question			4










### 4. Currently, where do you live? Please select one answer.

		Response Percent	Response Count
On-campus housing		57.8%	456
Off-campus in the Spokane area (within 30 miles of GU)		29.3%	231
Outside the Spokane area (more than 30 miles from GU)		12.9%	102
answered question			789
skipped question			3

## 5. What type of personal computer(s) do you have? Check all that apply.

		Response Percent	Response Count
PC desktop		17.0%	133
PC laptop		67.8%	530
Apple desktop		2.4%	19
Apple laptop		27.7%	217
I have a phone with Internet access.		17.1%	134
N/A (I do not own a personal computer.)		0.9%	7
answered question			782
skipped question			10

## 6. Where do you like to do your personal computing work?

		Response Percent	Response Count
Dorm		53.1%	401
Off campus residence		39.9%	301
Foley Center		42.3%	319
College Hall Lab		7.3%	55
Jepson Lab		5.8%	44
Rosauers Lab		1.6%	12
Herak Lab		5.8%	44
Outdoors		8.1%	61
Crosby		14.6%	110
Other (please specify)			87
answered question			755
skipped question			37

**7. When you study or work in the library, what type of computing access is important to you?**

	<b>Not important</b>	<b>Somewhat important</b>	<b>Important</b>	<b>Very Important</b>	<b>Rating Average</b>	<b>Response Count</b>
Tables with electrical outlets for my laptop.	5.1% (38)	8.4% (63)	23.9% (179)	<b>62.6% (468)</b>	3.44	748
Computers on main floor.	16.7% (122)	29.5% (215)	<b>33.8% (247)</b>	20.0% (146)	2.57	730
Computers on 2nd floor.	25.3% (183)	<b>34.8% (251)</b>	27.0% (195)	12.9% (93)	2.27	722
Ethernet connections - 2nd floor.	<b>33.3% (239)</b>	28.9% (207)	23.0% (165)	14.8% (106)	2.19	717
Library computer lab - lower level.	22.0% (160)	<b>32.1% (233)</b>	31.1% (226)	14.7% (107)	2.39	726
Computers on the 3rd floor.	<b>47.8% (342)</b>	32.1% (230)	14.4% (103)	5.7% (41)	1.78	716
Computers in the Study Lounge.	28.4% (204)	<b>33.2% (239)</b>	27.8% (200)	10.6% (76)	2.21	719
Multimedia production room -- lower level	32.8% (237)	<b>37.6% (272)</b>	21.7% (157)	7.9% (57)	2.05	723
Quiet places without computers.	14.0% (102)	15.8% (115)	34.8% (253)	<b>35.3% (256)</b>	2.91	726
Other (please specify)						31
<b>answered question</b>						<b>756</b>
<b>skipped question</b>						<b>36</b>

**8. Please indicate how frequently you have been asked to complete the following types of assignments for your classes here at Gonzaga.**

	<b>Never asked</b>	<b>Infrequent assignment</b>	<b>Somewhat frequent</b>	<b>Very frequent</b>	<b>Rating Average</b>	<b>Response Count</b>
A topical bibliography	25.6% (190)	<b>28.5% (212)</b>	26.5% (197)	19.4% (144)	1.40	743
Library-based research	4.6% (35)	28.0% (212)	<b>39.0% (295)</b>	28.3% (214)	1.91	756
An oral presentation	4.5% (34)	23.9% (181)	<b>40.6% (307)</b>	31.0% (235)	1.98	757
Watch a video, DVD or movie	15.2% (115)	<b>42.0% (318)</b>	27.1% (205)	15.7% (119)	1.43	757
Listen to music CDs or online	<b>60.7% (457)</b>	30.0% (226)	5.8% (44)	3.5% (26)	0.52	753
Work on a group project	0.9% (7)	15.7% (119)	39.1% (296)	<b>44.3% (335)</b>	2.27	757
A podcast	<b>76.4% (575)</b>	17.7% (133)	3.9% (29)	2.1% (16)	0.32	753
A blog or wiki	<b>64.6% (485)</b>	25.7% (193)	7.1% (53)	2.7% (20)	0.48	751
Web-based project	33.6% (252)	<b>35.1% (263)</b>	20.2% (151)	11.1% (83)	1.09	749
A Powerpoint presentation	2.2% (17)	18.2% (138)	38.3% (290)	<b>41.2% (312)</b>	2.18	757
Create a video for a class	<b>66.5% (495)</b>	27.0% (201)	4.8% (36)	1.6% (12)	0.42	744
An e-portfolio	<b>81.8% (612)</b>	14.2% (106)	2.7% (20)	1.3% (10)	0.24	748
A case study	<b>40.6% (303)</b>	24.0% (179)	21.4% (160)	14.1% (105)	1.09	747
Other (please specify)						6
<b>answered question</b>						<b>758</b>
<b>skipped question</b>						<b>34</b>

**9. Which of the following skills do you consider necessary for your success as a student?  
Please rate the importance of these services.**

	<b>Not Important</b>	<b>Somewhat Important</b>	<b>Undecided</b>	<b>Important</b>	<b>Very Important</b>	<b>Rating Average</b>	<b>Response Count</b>
Library research skills	1.7% (13)	9.8% (74)	3.1% (23)	<b>45.2%</b> <b>(341)</b>	40.2% (303)	4.12	74
Use library electronic resources	2.0% (15)	8.6% (65)	4.4% (33)	40.6% (306)	<b>44.4%</b> <b>(334)</b>	4.17	74
Academic study skills	0.5% (4)	2.1% (16)	0.9% (7)	26.0% (196)	<b>70.4%</b> <b>(530)</b>	4.64	74
Academic writing skills	0.4% (3)	2.0% (15)	1.2% (9)	23.2% (175)	<b>73.2%</b> <b>(551)</b>	4.67	74
Make a speech	1.5% (11)	10.0% (75)	7.2% (54)	<b>46.7%</b> <b>(352)</b>	34.7% (261)	4.03	74
Give an oral presentation	1.1% (8)	6.1% (46)	4.4% (33)	43.4% (326)	<b>45.0%</b> <b>(338)</b>	4.25	74
Produce a research-based project	0.3% (2)	4.7% (35)	3.3% (25)	36.6% (275)	<b>55.1%</b> <b>(414)</b>	4.42	74
Scan images or photographs	9.3% (70)	26.9% (203)	21.1% (159)	<b>30.1%</b> <b>(227)</b>	12.6% (95)	3.10	74
Produce team-based projects	1.5% (11)	7.9% (60)	9.3% (70)	<b>44.6%</b> <b>(337)</b>	36.7% (277)	4.07	74
Organize or outline a class project	0.9% (7)	9.7% (73)	10.7% (80)	<b>47.8%</b> <b>(359)</b>	30.9% (232)	3.98	74
Use Microsoft Office (EXCEL or Powerpoint, etc.)	0.5% (4)	4.4% (33)	2.1% (16)	30.1% (226)	<b>62.8%</b> <b>(472)</b>	4.50	74
Use specialized software (SPSS, etc.)	14.3% (107)	21.0% (157)	<b>28.7%</b> <b>(215)</b>	23.9% (179)	12.0% (90)	2.98	74
Create digital spaces (blogs, wikis, websites, etc.)	23.3% (174)	<b>28.1%</b> <b>(210)</b>	22.5% (168)	20.5% (153)	5.7% (43)	2.57	74
Create a video/multimedia project	19.9% (149)	<b>32.0%</b> <b>(239)</b>	23.7% (177)	18.9% (141)	5.5% (41)	2.58	74

Other (please specify)

answered question 71

skipped question :

## 10. How would you rate your skills in the following areas?

	Not Skilled	Somewhat Skilled	Skilled or Competent	Very skilled or competent	Rating Average	Response Count
Library research skills	4.0% (30)	22.0% (166)	<b>53.5% (403)</b>	20.5% (154)	2.90	753
Use library electronic resources	3.2% (24)	19.5% (147)	<b>52.8% (397)</b>	24.5% (184)	2.99	752
Academic study skills	1.1% (8)	8.5% (64)	<b>49.7% (373)</b>	40.7% (306)	3.30	751
Academic writing skills	1.6% (12)	9.6% (72)	<b>49.9% (375)</b>	39.0% (293)	3.26	752
Give a speech	3.1% (23)	21.8% (164)	<b>48.9% (367)</b>	26.2% (197)	2.98	751
Give an oral presentation	2.9% (22)	16.2% (122)	<b>49.5% (373)</b>	31.3% (236)	3.09	753
Produce a research-based project	1.9% (14)	14.9% (112)	<b>54.7% (411)</b>	28.6% (215)	3.10	752
Scan images or photographs	6.9% (52)	22.6% (170)	<b>37.2% (280)</b>	33.2% (250)	2.97	752
Produce team-based projects	1.3% (10)	12.4% (93)	<b>56.3% (423)</b>	30.1% (226)	3.15	752
Organize or outline a class project	2.0% (15)	14.0% (105)	<b>54.1% (406)</b>	30.0% (225)	3.12	751
Create digital spaces (blogs, wikis, websites)	<b>39.3% (296)</b>	35.7% (269)	18.1% (136)	6.9% (52)	1.93	753
Create a video or multimedia project	<b>41.0% (308)</b>	33.7% (253)	17.0% (128)	8.3% (62)	1.93	751
Use Microsoft Office (EXCEL or Powerpoint, etc.)	1.7% (13)	14.6% (109)	37.2% (279)	<b>46.5% (348)</b>	3.28	749
Use specialized software (SPSS, etc.)	<b>46.3% (346)</b>	30.6% (229)	17.2% (129)	5.9% (44)	1.83	748
Other (please specify skills that should be on this list)						10
answered question						753
skipped question						39



**11. Foley is now open until 2 AM Sunday-Thursday. If you use (or would consider using) the library between midnight and 2 AM, please rate the importance of the following:**

	<b>Not Important</b>	<b>Somewhat Important</b>	<b>Important</b>	<b>Very Important</b>	<b>Rating Average</b>	<b>Response Count</b>
Reserve Materials	28.1% (186)	<b>32.3% (214)</b>	28.5% (189)	11.2% (74)	2.23	663
Books in the library	15.1% (100)	27.8% (184)	<b>36.0% (239)</b>	21.1% (140)	2.63	663
Carrels or tables for independent work	6.4% (42)	7.0% (46)	32.9% (217)	<b>53.8% (355)</b>	3.34	660
Tables for groups to work	8.2% (54)	13.4% (89)	32.8% (217)	<b>45.6% (302)</b>	3.16	662
Library computers	10.4% (69)	14.3% (95)	37.0% (246)	<b>38.3% (254)</b>	3.03	664
Research assistance	17.9% (118)	<b>36.9% (243)</b>	30.8% (203)	14.4% (95)	2.42	659
Smart Board for group collaboration	30.5% (202)	<b>37.9% (251)</b>	23.0% (152)	8.6% (57)	2.10	662
Reservable group study rooms	14.5% (96)	25.2% (167)	<b>33.9% (225)</b>	26.5% (176)	2.72	664
Reservable group viewing rooms	20.4% (135)	<b>32.4% (215)</b>	30.0% (199)	17.2% (114)	2.44	663
Copying/scanning/printing functions	7.1% (47)	13.3% (88)	34.4% (228)	<b>45.2% (299)</b>	3.18	662
Help with software applications	23.3% (154)	<b>36.7% (243)</b>	28.9% (191)	11.2% (74)	2.28	662
A coffee/bistro for beverages and snacks	13.6% (90)	19.5% (129)	27.8% (184)	<b>39.0% (258)</b>	2.92	661
<b>answered question</b>						<b>666</b>
<b>skipped question</b>						<b>126</b>

**12. We are considering developing a digital media lab with staff to assist students in their work. Rate the importance of the following potential services.**

	<b>Not Important</b>	<b>Somewhat Important</b>	<b>Important</b>	<b>Very Important</b>	<b>Rating Average</b>	<b>Response Count</b>
Check out audio and video equipment	12.1% (86)	31.4% (224)	<b>37.7% (269)</b>	18.8% (134)	2.63	713
Assistance with audio production	14.4% (103)	30.0% (214)	<b>38.5% (275)</b>	17.1% (122)	2.58	714
Assistance with video production	13.9% (99)	29.5% (210)	<b>37.7% (268)</b>	18.8% (134)	2.61	711
Assistance with website creation	11.6% (83)	28.3% (202)	<b>38.0% (271)</b>	22.1% (158)	2.71	714
Software available for multimedia presentations	10.0% (71)	24.4% (174)	<b>40.3% (287)</b>	25.3% (180)	2.81	712
Create graphics or posters	8.1% (58)	24.5% (175)	<b>43.5% (310)</b>	23.8% (170)	2.83	713
What other services/resources would you like to see that aren't on this list?						23
<b>answered question</b>						<b>716</b>
<b>skipped question</b>						<b>76</b>

### 13. How valuable would the following potential services be to you?

	Not Important	Somewhat Important	Undecided	Important	Very Important	Rating Average	Response Count
Podcasts of class lectures	14.9% (108)	17.3% (126)	14.9% (108)	<b>32.7%</b> <b>(238)</b>	20.2% (147)	3.26	71
Workshops/training for software applications	8.3% (60)	21.6% (157)	13.2% (96)	<b>41.7%</b> <b>(303)</b>	15.2% (110)	3.34	71
Help with oral presentations	15.5% (112)	21.0% (152)	17.3% (125)	<b>36.2%</b> <b>(262)</b>	10.0% (72)	3.04	71
Help creating and editing audio productions	17.6% (128)	19.8% (144)	16.6% (121)	<b>36.8%</b> <b>(268)</b>	9.2% (67)	3.00	71
Help creating and editing video productions	17.5% (126)	19.0% (137)	15.4% (111)	<b>37.4%</b> <b>(270)</b>	10.8% (78)	3.05	71
Practice rooms for presentations	11.9% (86)	18.0% (130)	9.8% (71)	<b>41.7%</b> <b>(302)</b>	18.6% (135)	3.37	71
Places for group collaboration with large monitors/TVs	10.9% (79)	16.2% (117)	11.9% (86)	<b>41.4%</b> <b>(300)</b>	19.6% (142)	3.43	71
Tutoring assistance	10.5% (76)	17.9% (130)	10.3% (75)	<b>36.6%</b> <b>(266)</b>	24.8% (180)	3.47	71

Other services or resources you would like to see that aren't on this list?

	<b>answered question</b>	<b>71</b>
	<b>skipped question</b>	<b>0</b>

**14. Please indicate how strongly you agree or disagree with the following statements about the library's layout and design.**

	<b>Strongly Disagree</b>	<b>Disagree</b>	<b>Neutral</b>	<b>Agree</b>	<b>Strongly Agree</b>	<b>Rating Average</b>	<b>Response Count</b>
Foley has many options for comfortable seating.	1.3% (9)	6.2% (44)	21.5% (152)	<b>55.1% (390)</b>	16.0% (113)	3.78	708
Electrical outlets for laptop plug in are easy to find.	2.1% (15)	19.6% (139)	28.4% (201)	<b>40.8% (289)</b>	9.0% (64)	3.35	708
Foley's quiet zones work well for reading and study.	0.4% (3)	3.2% (23)	18.4% (130)	<b>54.4% (385)</b>	23.6% (167)	3.97	708
The library has enough group study rooms.	7.8% (55)	26.1% (185)	<b>30.6% (217)</b>	28.8% (204)	6.6% (47)	3.00	708
Foley provides multiple options for media viewing.	0.6% (4)	8.8% (62)	<b>51.6% (365)</b>	33.4% (236)	5.7% (40)	3.35	707
Foley's group study rooms are available when needed.	7.2% (51)	22.1% (157)	<b>41.5% (294)</b>	26.0% (184)	3.2% (23)	2.96	709
<b>answered question</b>							<b>709</b>
<b>skipped question</b>							<b>83</b>



**15. If the University were to renovate Foley Center and create a Learning Commons, what features are important to include in the design?**

	Not important	Somewhat important	Important	Very Important	Rating Average	Response Count
Group study/collaboration spaces	1.7% (12)	12.7% (90)	<b>45.5% (321)</b>	40.1% (283)	3.24	706
Independent or individual study space	0.7% (5)	8.5% (60)	38.5% (272)	<b>52.3% (370)</b>	3.42	707
A design and production lab	14.8% (104)	<b>38.5% (270)</b>	34.1% (239)	12.6% (88)	2.44	701
Digital media lab for audio/video production	15.9% (112)	<b>39.0% (275)</b>	33.0% (233)	12.1% (85)	2.41	705
Experimental lab for new technologies	16.2% (114)	<b>39.3% (277)</b>	33.0% (233)	11.5% (81)	2.40	705
Consultation rooms for research/technology assistance	9.5% (67)	31.6% (222)	<b>43.2% (303)</b>	15.7% (110)	2.65	702
Other (please specify)						23
answered question						708
skipped question						84

**16. What is essential for library staff and faculty to consider as we proceed with designing a new Foley Center as an Information Commons for the 21st century?**

	Response Count
	426
answered question	426
skipped question	366

**17. Please provide your first name and your Gonzaga email address to be entered into the prize drawings. Good luck!!**

		Response Percent	Response Count
First Name		100.0%	706
Gonzaga Email		99.9%	705
answered question			706
skipped question			86